

**Authorized Dealer of CMC Products:**

**Allinflatables  
& Allboatsproducts**  
**[www.allinflatables.com](http://www.allinflatables.com)**  
Toll free: 1-888-309-0990

Review this catalog,  
pick the product you need  
and order online on our website at  
**[www.allinflatables.com](http://www.allinflatables.com)**  
or call us toll free.



## 2008 - 2009 PRODUCT CATALOG



**QUALITY PRODUCTS | PRECISION MACHINING**

*THE MARKET LEADER IN TRANSOM JACKS & TILT AND TRIMS*

Cook Manufacturing Corporation - Since 1956  
Duncan, Oklahoma



## Our Customers' Thoughts...

"Your company makes one strong jackplate. I am impressed with the product that you build and will always own a CMC jackplate."

Patrick K. – Michigan

"I've had several CMC Power-Lifts over the years and never had any problems. I really like the fact that the unit is completely self-contained."

Darrell T. – Texas

"My CMC hydraulic plate has improved the handling of my boat tenfold! Best of all it has removed all of my chine walking at full throttle!"

Chaparral S. – Oregon

"Your hydraulic jackplate is terrific. I'm getting better performance and lift out of my boat than I've ever experienced."

Penney B. – Arkansas

"The CMC jackplate is the one that sets the standard. I have had one for a number of years. It is strong and reliable."

Chuck H. – Tennessee

## There are more CMC Power-Lifts on the B.A.S.S. tournament trail than any other jackplate.

*Pros have found superior quality and dependability with the CMC Power-Lift.*



B.A.S.S. PRO  
**Jim Bitter**  
Power-Lift User  
Since 1986



B.A.S.S. PRO  
**Guido Hibdon**  
Power-Lift User  
Since 1985



1998 B.A.S.S. Angler-Of-The-Year and 17-time BASS MASTER CLASSIC finalist **Denny Brauer** says, "I have been using a hydraulic CMC Power-Lift on my boat since 1986. I run in a lot of rough water and my Power-Lift has always been dependable hydraulically and structurally. The CMC Power-Lift really is the best transom jack on the market."



**Experience Better Out-Of-Hole Starts, More Speed, Prop Clearance and Fuel Economy with the CMC Power-Lift**



B.A.S.S. PRO  
**Harold Allen**  
Power-Lift User  
Since 1985



B.A.S.S. PRO  
**Dion Hibdon**  
Power-Lift User  
Since 1985

## Hydraulic Power-Lift® Transom Jacks

### Question?

*Why should I purchase a hydraulic power-lift transom jack for my boat?*

### Answer.

**Improved performance for your outboard engine!**


In order for your outboard engine to perform at its full potential and efficiency, it should be adjusted to different heights for different speeds, water conditions, and varying loads in your boat. A CMC Power-Lift will position the motor back from the transom jack 5 1/2" or 10". This allows your prop to run in cleaner, less turbulent water and gives the prop better "bite". As a result of eliminating prop slippage, your engine performance is greatly improved.

### Question?

*Why is the CMC Hydraulic Power Lift the best selling transom jack in the world?*

### Answer.

**Superior design and continuous quality improvement has propelled CMC to the #1 selling and leadership position!**



**5 1/2" SET-BACK  
MODEL PL-65\***  
(#65001 - w/ gauge  
#65002 - w/o gauge)

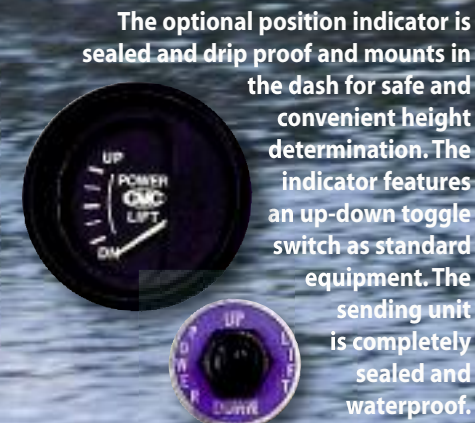
**10" SET-BACK  
MODEL PL-65-10**  
(#61001 - w/ gauge  
#61002 - w/o gauge)

**MOUNTING HARDWARE INCLUDED WITH CMC LIFTS.**  
\*The Model PL-65 is rated for V-6 and smaller motors. Not designed for V-8 motors or racing applications. See Model PL-65SS.

*Our most popular model, the PL-65 is rated for V-6 and smaller motors and provides 5" of vertical travel. It is not designed for V8 motors or racing applications. See model PL-65SS.*



**MODELS PL-65SS**  
(#65201 - w/ gauge)



The optional position indicator is sealed and drip proof and mounts in the dash for safe and convenient height determination. The indicator features an up-down toggle switch as standard equipment. The sending unit is completely sealed and waterproof.

Here are just a few of the many features and benefits we provide with our patented Power Lift design:

- Computer aided design and precision machining done in-house guarantees the absolute best in quality control.
- Made of 1/2 inch 6061 T6 alloy aluminum extrusions and attached with stainless steel fasteners. No welds or castings to break.
- Totally waterproof 12v DC marine hydraulic system is rated for over 7800 pounds of thrust and provides more lifting capacity than any other transom jack.
- 40% more powerful and more dependable than electro-mechanical transom jacks.
- Motor bracket moves up and down on the transom bracket via high impact and corrosive resistant rollers machined from a special aluminum bronze alloy.
- Eliminates thrust via a stainless steel pin through the rollers with a self-lubricating non-metallic nylatron used for thrust guides on the rollers.
- Eliminates vibration and "shimmy" due to loads applied from high power outboards.
- Patented design virtually eliminates any chance of binding, which is common with other transom jacks.



Convenient Exterior Mounting  
Provides Ease of Installation!

5 Year Structure  
Warranty

Stainless steel 3/4" pin with  
aluminum-bronze alloy rollers.  
The roller is highly impact  
resistant, corrosive resistant  
and has a high load carrying  
capacity. This patented design  
virtually eliminates any chance  
of binding which is common  
with other transom jacks.

Great for fresh or salt water  
use. For over 20 years, most  
Power-Lift sales have been in a  
salt water environment.

U.S. Patent 4,482,330


Marine Electric  
Hydraulic System  
is made of 100%  
non-ferrous material  
which makes it more  
impervious to salt water  
and fresh water!

1 Year  
Hydraulic System  
Warranty

The hydraulic actuator is  
completely self-contained with its own  
fluid reservoir (eliminates the need for  
hydraulic tank and hoses inside the boat).  
It contains a permanent magnet motor for  
more power and R.P.M. The 2" diameter  
cylinder within the actuator has twice the  
lifting capacity than most other transom  
jacks on the market. It contains a no-leak  
seal and wiper seal that keeps dirt and  
water out of the working parts.



*With CMC, there is no need for a hydraulic tank, motor,  
pump, and hoses inside your boat!*



Because many other brands of jack plates do not have a waterproof motor or pump, you must  
find a location inside the boat for the hydraulic tank, motor, pump, and hoses. You must also  
connect the hoses to the cylinder of the jack plate, fill the tank with fluid and bleed the hoses.

**CMC Power-Lift is Waterproof!**

The CMC electric hydraulic actuator is totally waterproof and is located inside the structure of  
the Power-Lift. Therefore you do not have to mount it inside your boat and making installation  
much more convenient. In addition, the CMC Power-Lift comes filled with the correct amount of  
fluid, tested and ready for operation.

POWER UP WITH



POWERLIFT

*The #1 Selling  
Jack Plate*



Mercury Verado Utilizes  
CMC Jack Plates in Testing  
*CMC Carries the Load!*

**CMC Hydraulic Jack Plates** were chosen as the  
jack plate for recent testing of the Mercury  
Verado 250 4-stroke and OptimMax Racing  
engines. The Verado engine weighed prior to the  
test and tipped the digital scales at 712 pounds  
proving that CMC hydraulic jackplates can stand  
up to the heavy weight that go with the latest  
4 stroke engines.



2005 Legend LE-21 with 275 H.P. 4-stroke Mercury Verado



*Why Not Buy the Best?*

*The Best Solution for Fresh or Saltwater Fishing.*



Manual  
Power-Lift®  
Transom Jacks

Question?  
*How does the CMC Manual Power-Lift Jack compare to the Hydraulic?*

Answer.  
*The CMC manual power-lift transom jack has comparable design and construction features as the hydraulic lift without the convenience of automated adjustment.* If you desire engine performance enhancement, but don't have the budget for our hydraulic unit then the ML-65 or the ML-65SS may be exactly what you are looking for. Our manual units provide similar benefits to the hydraulic units. However, since you cannot raise or lower the engine as you are moving you will not receive the same performance enhancements associated with a hydraulic unit.

*With CMC, you can adjust your Power-Lift from the top or bottom!*  
*The CMC manual Power-Lift provides the added convenience of adjusting from the top or the bottom. Most competitive brands can only be adjusted from the top.*



- Manual Features:**
- One Piece Design
  - Made of 6061 T6 extruded aluminum alloy
  - Stainless steel fasteners for maximum strength and durability
  - Centrally located adjustment screw for positive alignment
  - 5 1/2" Set Back from Transom
  - 5" Vertical Adjustment
  - Designed to fit standard B.I.A. bolt pattern without drill holes or making modifications in the boat or motor.

**MANUAL ML-65SS (#65212)**

*The ML-65 and the 4 and 5 1/2" set back plates are rated for V-6 and smaller motors. They are not designed for V8 or racing applications.*

*The ML-65SS is rated for V-8's and racing applications and is equipped with stainless steel motor rails.*



**TWO-PIECE DESIGN**  
*The two-piece adjustable manual has 5 inches of slot adjustment at the motor mounting bracket and 1 1/2 inches of adjustment at the transom bracket.*

*5 1/2" Set Back (#55012)\*  
4" Set Back (#40012)\**

Static Set Back Plates



**The 7 INCH STATIC SET BACK PLATE** has 1 1/2 inches of adjustment at the transom bracket and 1 inch of adjustment on the motor bracket. The dimension from the top of the transom to the top of the motor side is 3 1/2 inches. (#70012)\*

**The 9 INCH STATIC SET BACK PLATE** also has 1 1/2 inches of adjustment at the transom and 1 inch of adjustment on the motor bracket. The dimension from the top of the transom to the top of the motor side is 5 3/4 inches. (#90012)\*

**MOUNTING HARDWARE INCLUDED WITH #70012, #90012, AND 65213 BUT NOT WITH #50012.**  
*\* These Models are rated for V-6 and smaller motors. Not designed for V-8 motors or racing applications.*

**The 5 INCH VERTICAL EXTENSION** allows the motor to be mounted 5 inches higher than the standard mounting on the transom. It is a must for conversion from prop to jet drive. Another application includes mounting the 5 inch vertical extension on the hydraulic Power-Lift to raise the motor higher on shallow running boats that are equipped with tunnel extensions. (#50012)\*

**The 2-1/2 INCH STATIC SET BACK PLATE** has 1 1/2 inches of adjustment at the transom. It is most commonly used in conjunction with the manual or hydraulic Power-Lift to give a total of 8 inches of set back. (#65213)\*

Transom Jack Specifications

ITEM	DESCRIPTION	MOTOR HP RATING	TRAVEL	SET BACK	OPERATION	CONSTRUCTION	FASTENERS	DIMENSIONS	PRODUCT WEIGHT
61002	PL-65-10 w/o gauge	Up thru V-6	5"	10"	12V Elec Hydraulic	Extruded 6061-T6 Alum. Alloy	Stainless Steel	18-1/8"W x 16-1/2"H	56#
65002	PL-65 w/o gauge	Up thru V-6	5"	5 1/2"	12V Elec Hydraulic	Extruded 6061-T6 Alum. Alloy	Stainless Steel	18-1/8"W x 16-1/2"H	45#
65201	PL-65SS w/gauge	Up thru V-8	5"	5 1/2"	12V Elec Hydraulic	S.S. Motor Rails & 6061-T6 Alum.	Stainless Steel	18-1/8"W x 15-1/2"H	67#
65213	2-1/2" Set Back	Up thru V-6	1-1/2"	2-1/2"	Static	Extruded 6061-T6 Alum. Alloy	Stainless Steel	15-1/8"W x 13-5/8"H	11#
65012	ML-65	Up thru V-6	5"	5 1/2"	Manual	Extruded 6061-T6 Alum. Alloy	Stainless Steel	18-1/8"W x 15-1/2"H	32#
61012	ML-65-10	Up thru V-6	5"	10"	Manual	Extruded 6061-T6 Alum. Alloy	Stainless Steel	18-1/8"W x 15-1/2"H	43#
65212	ML-65SS	Up thru V-8	5"	5 1/2"	Manual	S.S. Motor Rails & 6061-T6 Alum.	Stainless Steel	18-1/8"W x 15-1/2"H	56#
55012	2-PC. Manual	Up thru V-6	5"	5 1/2"	Manual	Extruded 6061-T6 Alum. Alloy	Stainless Steel	18-1/8"W x 15-1/2"H (Mounted)	23#
40012	2-PC. Manual	Up thru V-6	5"	4"	Manual	Extruded 6061-T6 Alum. Alloy	Stainless Steel	18-1/8"W x 15-1/2"H (Mounted)	20#
70012	Static Set Back	Up thru V-6	3 1/2"	7"	Static	Extruded 6061-T6 Alum. Alloy	Stainless Steel	18-1/8"W x 15-1/2"H (Mounted)	30#
90012	Static Set Back	Up thru V-6	5 3/4"	9"	Static	Extruded 6061-T6 Alum. Alloy	Stainless Steel	18"W x 15-1/2"H (Mounted)	27#
50012	5" Vertical Ext.	Up thru V-6	5"	1/2"	Static	Extruded 6061-T6 Alum. Alloy	Stainless Steel	5"W x 20-1/2"H (Mounted)	14#



## Accessories



### POWER DIAL CONTROL

This calibrated height control allows you to dial in the desired height of the Power-Lift. The Power-Lift will raise or lower to that height and stop. Three indicator lamps illuminate the up and down movement and when in position. It also has an on/off switch to allow you to use another switch if preferred for different situations.

(#66100)

**NOTE:**  
The power dial accessory can only be added to a hydraulic power-lift with a position indicator gauge already installed.



### TRANSOM WASHER PLATES

Made of strong 3/8" 6061 T6 alloy aluminum (not cast aluminum), the CMC transom washer can eliminate bolts "biting" into transoms and can more evenly distribute loads on high performance engines. Hole centers: Top Plate – 12 7/8" Bottom Plate – 9 7/8"

**Top Washer Plate (#20022)**  
**Bottom Washer Plate (#20032)**

### CUSTOM WASHER PLATES

The top washer plate can be custom engraved with no minimum order. Up to 16 characters can be engraved.  
(#20000)



### TRANSOM WEDGES/SET BACK SPACERS

These 2 degree wedges are designed to give extra positive or negative trim. The wedges are used as an aid for boats with an insufficient transom angle or for boats having planing problems at low speed. Our unique design of the CMC Transom Wedges allows you to also use them as set back spacers, by simply inverting 2, 4, and 6 sets. Hole design fits the same pattern as the Power-Lift transom bracket and standard motoring mounting.

**SIZE: 1/2" x 4" x 11 1/4" (#20122)**



### TRIM BUTTON SWITCH

This weatherproof trim button switch is made of molded black plastic with raised white letters. It can easily be wired to the PT-130 Power Tilt and Trim or Power-Lift wire assemblies.

(#20220)



### WATER PRESSURE GAUGE

The water pressure gauge is sealed and drip proof and is mounted in the dash of the boat. The gauge registers from 0 – 30 P.S.I.

(#20320)



### Question?

**Why should I consider an Electric Hydraulic Tilt N' Trim for my outboard engine?**

### Answer.

**With the touch of a switch you can raise your motor to prevent costly prop damage.** In addition, your safety is greatly enhanced and you don't have to worry about serious back strain as a result of manually lifting your engine.

### Question?

**Will an Electric Hydraulic Tilt N' Trim improve my outboard engine's performance?**

### Answer.

**Absolutely!** As you are operating your boat Electric Tilt N' Trim will allow you to change the angle of your motor to obtain the best performance for your load and water condition. As a result, you can receive a more stable ride, increased top end speed, and get more prop clearance resulting in better fuel efficiency.

### Question?

**What makes a CMC Electric Hydraulic Tilt N' Trim unit superior over the competition?**

### Answer.

**CMC Tilt 'n Trim units feature the most durable and powerful actuator available!** Units are actuated with a totally waterproof marine electric hydraulic system that provides over 7800 pounds of thrust, which is more than 40% more powerful than other brands. Durability is also enhanced because it is made of 100% non-ferrous materials, which help reduce corrosion in both salt water and fresh water. Unlike the competition, the CMC hydraulic system is completely sealed and submersible to prevent any worry or water damage.

## Electric Hydraulic Tilt N' Trim

*You Get Power Tilt & Trim, Better Boat Handling, More Speed, Lower Fuel Consumption and No More Back Strain!*



### PT-130 FEATURES:

- Rated for 130 H.P. and Smaller Motors.
- 6" Set Back to Enhance Boat Stability and Performance.
- 20° of Trim and a Total of 90° of Tilt and Trim.
- 1/2" 6061 T6 Extruded Aluminum Construction with Stainless Steel Fasteners.
- Electric Hydraulic Actuator Rated at 7853 lbs. of Thrust!
- Standard B.I.A. Bolt Hole Pattern.
- Convenient Adapter Kit Available for Clamp-on Motors.
- Four Stainless Steel Motor Mounting Bolts Included.



### PT-35 FEATURES:

- Rated for 35 H.P. and Smaller Motors.
- 5 1/2" Set Back to Enhance Boat Stability and Performance.
- 84° of Trim and Tilt.
- 1/4" 6061 T6 Extruded Aluminum Construction with Stainless Steel Fasteners.
- Electric Hydraulic Actuator Rated at 7853 lbs. of Thrust!
- Accommodates Clamp-on or Bolt-on Motors Without the Need of an Adapter.
- Weighs Only 24 Pounds!

\* The inside dimension of the motor mounting area of the PT-35 is 11 inches. Before ordering, please make sure that the maximum width of the clamp mounting feet and/or mounting bolts of the motor that must fit into this area does not exceed this 11 inch limit. Refer to the transom view drawings. Mounting bolts are not included with the PT-35.



Question?

Are CMC tilt n' trim systems easy to install?

Answer.

Most of the trim & tilt applications are very easy to install. There are several mounting hole patterns that different brand motors have depending on their age. However, CMC's PT-130 tilt & trim units are pre-drilled on the motor side and transom side with the standard B.I.A. hole pattern making them adaptable to fit most motors. In addition, CMC provides an easy to read owner's manual which includes all the details of installation.

"I just installed a PT-35 Trim & Tilt with the help of a friend, and had no trouble at all, in fact I was amazed at how easy it was! I have a 30 H.P. Honda long shaft outboard and the tilt works great!"

Lonnie S. – Minnesota

"The PT-130 works like a dream and the performance is great! Now I can go fishing by myself and load my boat without ruining the prop in shallow water."

Corky C. – Missouri

"At the lake I was somewhat hesitant at first to use the throttle too hard or too fast. After a while, I did everything possible to test the unit. I couldn't be more pleased and satisfied with its performance."

Russ S. – Indiana



Marine Electric Hydraulic System

The Electric Hydraulic System is totally waterproof and is rated over 7800 lbs. of thrust! This system is made of 100% non-ferrous material which makes it more impervious to saltwater and freshwater.

Incredible Durability

The CMC Power Tilt and Trims are made of 6061 T6 alloy aluminum extrusions and fastened with stainless steel fasteners for maximum strength and durability. No welds or castings (molded aluminum) to break. CMC is the only manufacturer offering a 5-year structure warranty.

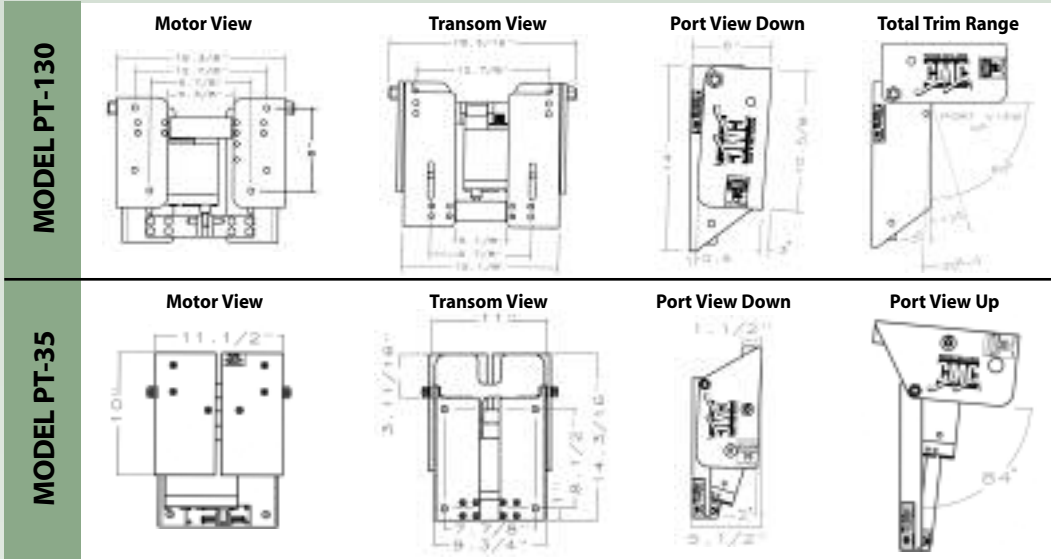


The optional tilt and trim gauge (not available with the PT-35) is sealed and drip proof and mounts in the dash of the boat for safe and convenient height determination. The sending unit is completely sealed and waterproof, which eliminates any moisture problems. The up-down toggle switch is standard equipment.

Tilt N' Trim Specifications

ITEM	DESC.	MOTOR HP RATING	TRAVEL	SET BACK	OPERATION	CONSTRUCTION	FASTENERS	PROD WT
13001	PT-130 w/gauge	10 HP thru 130 HP	90° Trim and Tilt	6"	12V Elec Hydraulic	Extruded 6061-T6 Alum. Alloy	Stainless Steel	40#
13002	PT-130 w/o gauge	10 HP thru 130 HP	90° Trim and Tilt	6"	12V Elec Hydraulic	Extruded 6061-T6 Alum. Alloy	Stainless Steel	39#
52100	PT-35	35 HP & Smaller	84° Trim and Tilt	5 1/2"	12V Elec Hydraulic	Extruded 6061-T6 Alum. Alloy	Stainless Steel	24#

Specifications subject to change without notice.



90 Degrees of Tilt and Trim

The PT-130 will allow you to tilt your motor a total of 90 degrees. This is especially important to those who store their boat in the water. Now they can tilt their motor up and completely remove their lower unit from the water!



TRANSOM CLAMP MOTOR ADAPTER

For installation of motors mounted with transom clamps, an adapter kit is available from CMC. This adapter kit is made for quick and easy installation of these type motors. The photo above shows this adapter on a PT-130 with a transom clamp motor. (#13022)



TRANSOM SPACER FOR PONTOON BOAT

The transom on some pontoon boats are inset with an aluminum lip along the sides. To conveniently mount the PT-130 to this type transom, this transom spacer is available. The transom spacers are 1 inch thick allowing you to mount the PT-130 without interference with the 1/2" to 3/4" lip around the transom on some pontoon boats. (#13032)



CMC BREAKAWAY UNIT

The CMC BA-130 Breakaway unit is designed for duck hunters and/or fisherman that use their boat in shallow stumpy areas. It allows small boats and motors to slide over submerged logs or debris at low speeds to get to a downed bird or your favorite fishing hole.

The BA-130 is rated for outboard motors up to a maximum of 130 H.P. The unit is mounted between the boat transom and the outboard motor. It is designed to help minimize damage to the outboard motor and boat transom only when an obstruction is encountered while running at speeds under 5 M.P.H. in the forward direction. As it encounters an obstruction momentum causes motor to deflect and rotate up to 45 degrees to slide over the obstruction. A drawbar spring is incorporated in the unit to help return the motor to its normal position while operating in the reverse direction at low R.P.M. The BA-130 is not designed to encounter obstructions while the boat is being operated in the reverse direction.

The unit is pre-drilled with the standard B.I.A. hole pattern. For motors that have clamps with thumb screws, CMC part # 13022 Transom Clamp Adapter is required. Product weight is 28 pounds (shipping weight is 33 pounds).





## Cook Manufacturing Corporation

A Division of  
Marine Accessories Corporation

3920 South 13th  
Duncan, OK 73533  
Tel: 800.654.3697  
Fax: 580.252.2970

[www.cook-mfg.com](http://www.cook-mfg.com)

*Quality and innovative  
marine products from  
these Marine Accessories  
Corporation companies:*



**Authorized CMC Dealer in this area:**



**Authorized Dealer of CMC Products:**

**Allinflatables  
& Allboatsproducts**  
**[www.allinflatables.com](http://www.allinflatables.com)**  
Toll free: 1-888-309-0990

Review this catalog,  
pick the product you need  
and order online on our website at  
**[www.allinflatables.com](http://www.allinflatables.com)**  
or call us toll free.